FIRST ANGLE PROJECTION

(ALL DIMENSIONS ARE IN mm)

DRG. NO 0-101-02-62011 SH. 14 OF 27

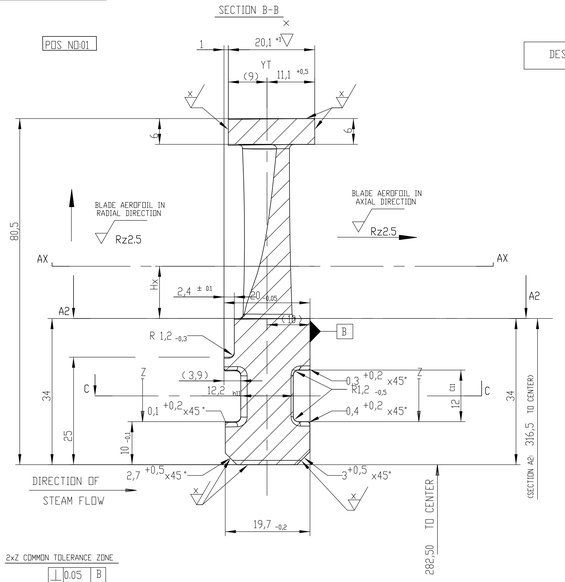

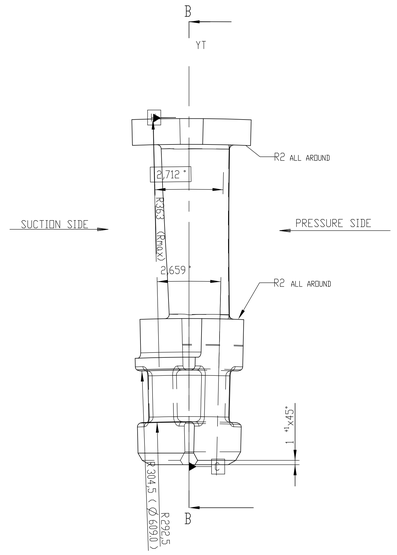

SCHEME FOR D AND S DIMENSIONS

*) RELATED TO ADJACENT BLADE

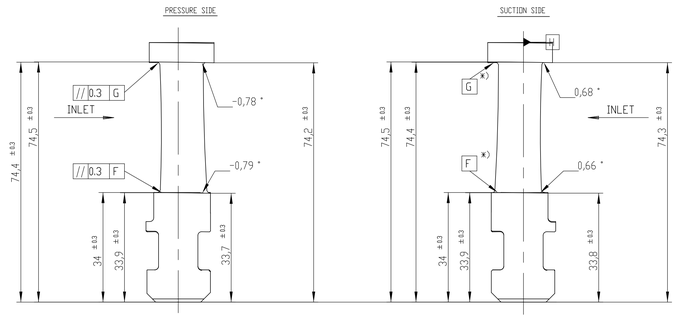

3.2 ALL OVER EXCEPT OTHERWISE STATED (y = Rz16 Rmax25, 6.3 = x = Rz100 Rmax160, 12.5 = Rz2.5, 0.4 = Rz10, 1.6 =)

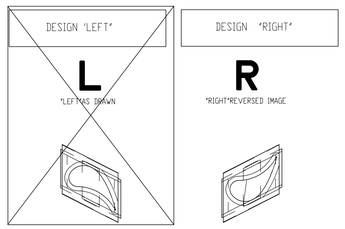

SECTION AX	Hx	Lges	AMI	UMA	RHk	BBi	D
A1 - A1	-10.0	18.12	6.00	4.35	0.08	62.89	6.71
A2 - A2	0.0	17.95	5.59	4.57	0.08	56.90	6.13
A12-A12	10.0	18.03	5.30	5.03	0.09	51.50	5.60
A22-A22	20.0	18.35	5.23	5.60	0.10	47.50	5.05
A32-A32	30.0	18.83	5.37	6.11	0.10	45.10	4.45

LOCAL SMALLEST RADIUS OF CURVATURE ON PRESSURE SIDE: 7.4 MM

BLADE SEEN IN THE DIRECTION OF STEAM FLOW

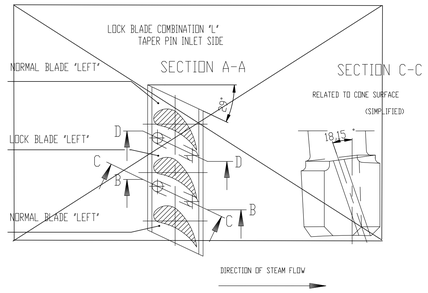

POS NO:02

TAPER PIN INLET SIDE

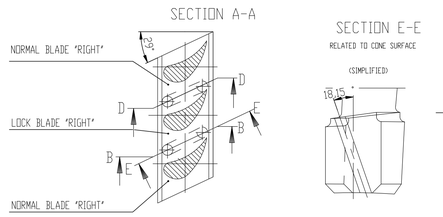

TECHNICAL REQUIREMENTS

TOLERENCES

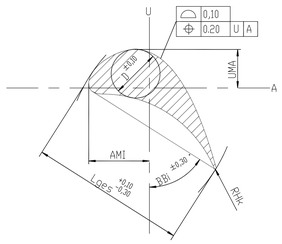

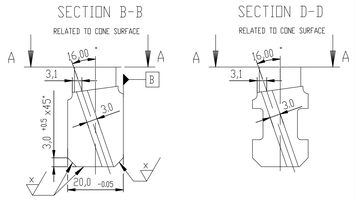

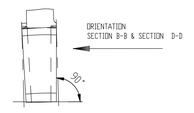

VIEW - X

ALL DIMENSIONS REFERRING TO "Rmax"

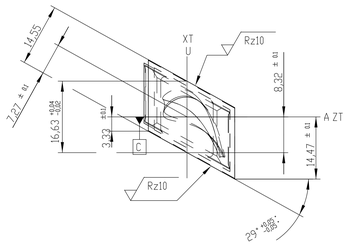

SECTION A2-A2

ALL DIMENSIONS REFERRING TO SECTION A2 (R 316,5)

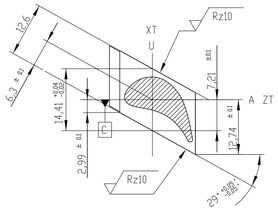

SECTION C-C

ALL DIMENSIONS REFERRING TO ROOT BASE PLANE

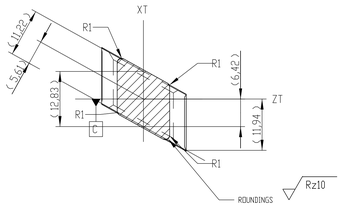

RAW PART IN POSITION OF CENTERING (WITHOUT SCALE)
(RELATED TO MINIMAL DIMENSION)

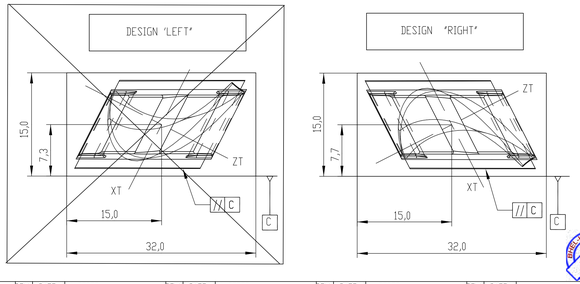

NOTES:

1. STRAK NUMBER: 80073

2. NUMBER OF BLADES/ROW: 139
(INCLUDING LOCK BLADE)

14 (RIGHT)	14
ROW NO.	VAR

TYPE OF PRODUCT OR
NAME OF CUSTOMER/PROJECT

BHARAT HEAVY ELECTRICALS LTD
HYDERABAD

	NAME	DATE	NO.OF VAR.
DRN.	A HEMASUNDAR	19.05.2015	
CHD.	K THRIMURTHULU	19.05.2015	-NA-
APPD.	T.S.PRABHAKAR	19.05.2015	

DEPT.	UNTOL. DIMS. OR C/M/F	SCALE	WEIGHT (KG)	REF. TO ASSY. DRG.	ITEM NO.	NO.OF ITEMS
1.1.B		NTS	0,09	-NA-	-NA-	-NA-

CODE 415

TITLE: MOVING BLADE-RIGHT
F-999-R20-TR081/041A2S

CARD CODE -

DRAWING NO. 0-101-02-62011 REV. 00

SHT. No 14 NO. OF SHT. 27

REV.	DATE	ALTERED CHD/APPD

ZONE

GENERAL DIMENSIONAL LIMITS,FITS & TOLERANCES AS PER HY023261

COMPUTER FILE NAME 1-1134

SIGN AND DATE | REF. DRG. NO. | INVENTORY NO.

THE INFORMATION ON THIS DOCUMENT IS THE PROPERTY OF BHARAT HEAVY ELECTRICALS LIMITED. IT MUST NOT BE USED DIRECTLY OR INDIRECTLY IN ANY WAY DETRIMENTAL TO THE INTEREST OF THE COMPAY